Sujeto a cambios

Tipo				* profundiad para volumen de llenado nominal								salida de calor	
				L	R*	Q	V	peso	volumen útil/nominal de llenado	potencia/corriente	conexión directa E1	sensible	latente
				[mm]	[mm]	[mm]	[mm]	[kg]	[l] 2)	[kW/A]		Q_s [W] 1)	Q_L [W] 1)
DBKGN	1	ED	90	1030	240	510	602	280	53/64	8.0/11.5	400V 3LPE 50/60Hz	320	80
DBKGN	22	ED	90	1200	240	680	602	320	71/86	10.6/15.3	400V 3LPE 50/60Hz	424	106
DBKGN	23	ED	90	1200	300	680	542	320	93/108	10.6/15.3	400V 3LPE 50/60Hz	424	106
DBKGN	32	ED	90	1550	240	1030	602	430	108/131	16.2/23.4	400V 3LPE 50/60Hz	648	162
DBKGN	33	ED	90	1550	300	1030	542	430	142/165	16.2/23.4	400V 3LPE 50/60Hz	648	162
DBKGN(S)	1	EDS	90	1030	240	510	602	280	53/64	11.0/15.8	400V 3LPE 50/60Hz	440	110
DBKGN(S)	22	EDS	90	1200	240	680	602	320	71/86	15.1/21.7	400V 3LPE 50/60Hz	604	151
DBKGN(S)	23	EDS	90	1200	300	680	542	320	93/108	15.1/21.7	400V 3LPE 50/60Hz	604	151
DBKGN(S)	32	EDS	90	1550	240	1030	602	430	108/131	23.5/33.9	400V 3LPE 50/60Hz	940	235
DBKGN(S)	33	EDS	90	1550	300	1030	542	430	142/165	23.5/33.9	400V 3LPE 50/60Hz	940	235

1) VDI 2052 operación normal $\dot{Q}_s$ [W/kW] / $\dot{Q}_L$ [W/kW]
2) definición DIN 18857

Montaje en base, conexiones desde la pared

* opcional

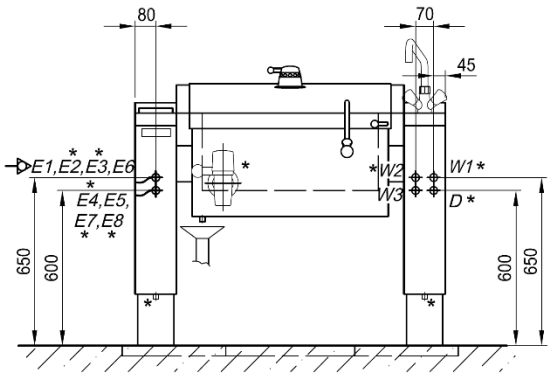

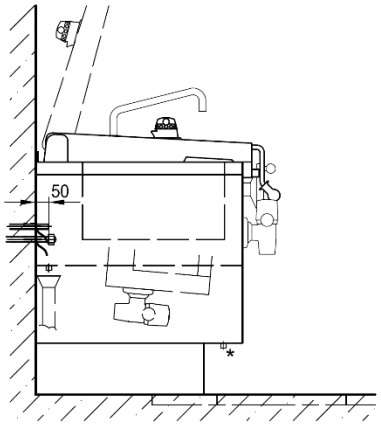

Montaje en base, conexiones opcionales de piso, pared o independientes

* opcional

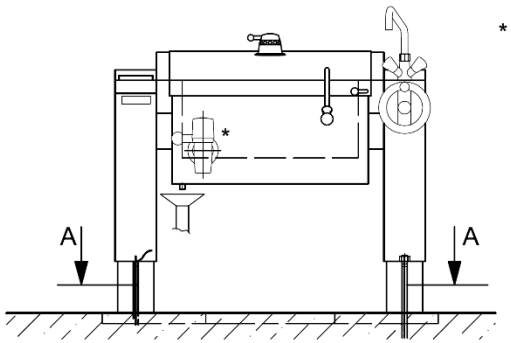

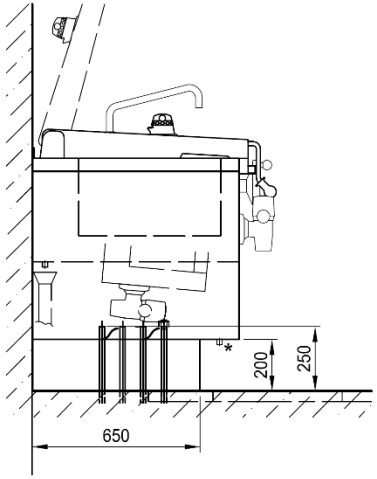

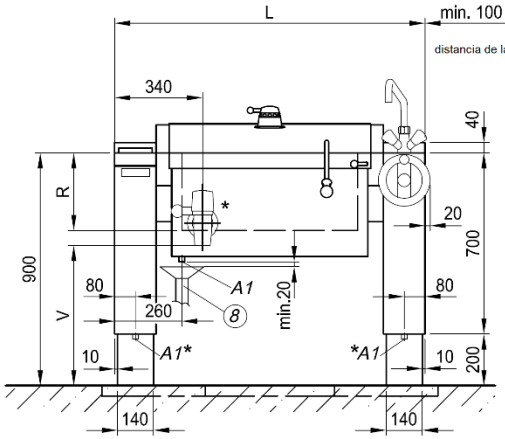

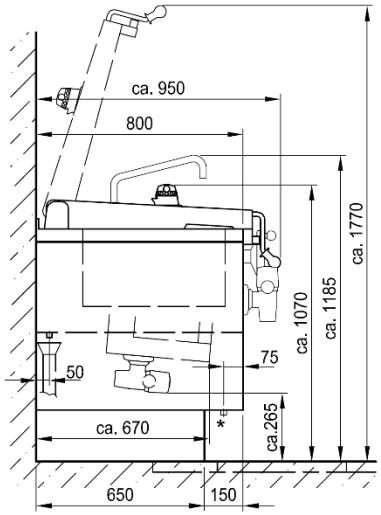

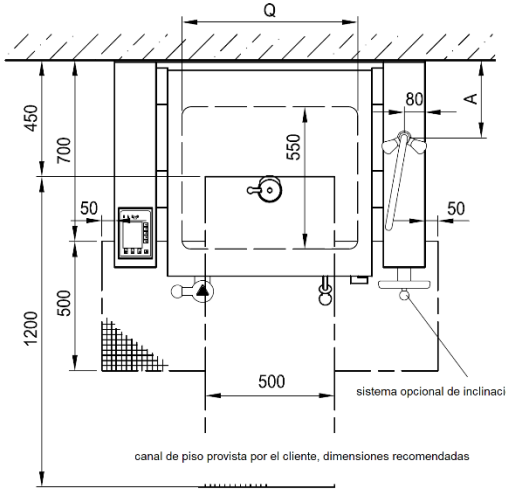

grifo mezclador	A [mm]
MB1	300
AMB350	300
AMB450	300
AMB600 con WDS	300
AMB600 sin WDS	200

Sistemas opcionales de elevación *Autolift* y *Pastamat*

Velocidad, consulte
3.923041
3.923054

Observaciones generales, consulte
4.923000

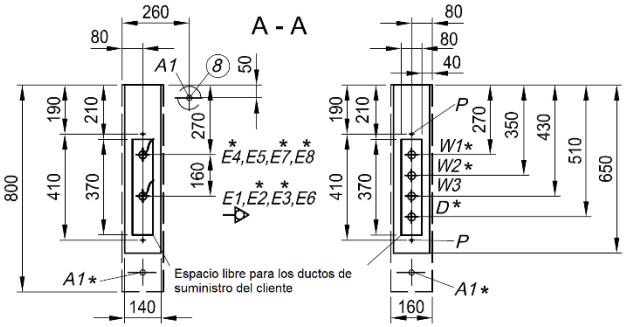

P Montaje a piso 4 anclajes, el piso debe ser adecuado para anclajes metálicos M10. Opcional.

E L R O CH-5620 Bremgarten	Visum	FRE	Maßstab	Druckgarbraisière, kippbar 2300 DBKGN(S) 1 / 22 / 23 / 32 / 33
	Datum	15.09.2011	1 : 20	
	Aend. Index	2	DIN A3	
	Zeichnungs-Nr.:	Register:	Seite:	
Montageart Sockel	3.923038		1 / 1	ED/EDS

Este plano y toda la información incluida en el mismo son propiedad intelectual de ELRO-WERKE AG, Bremgarten.